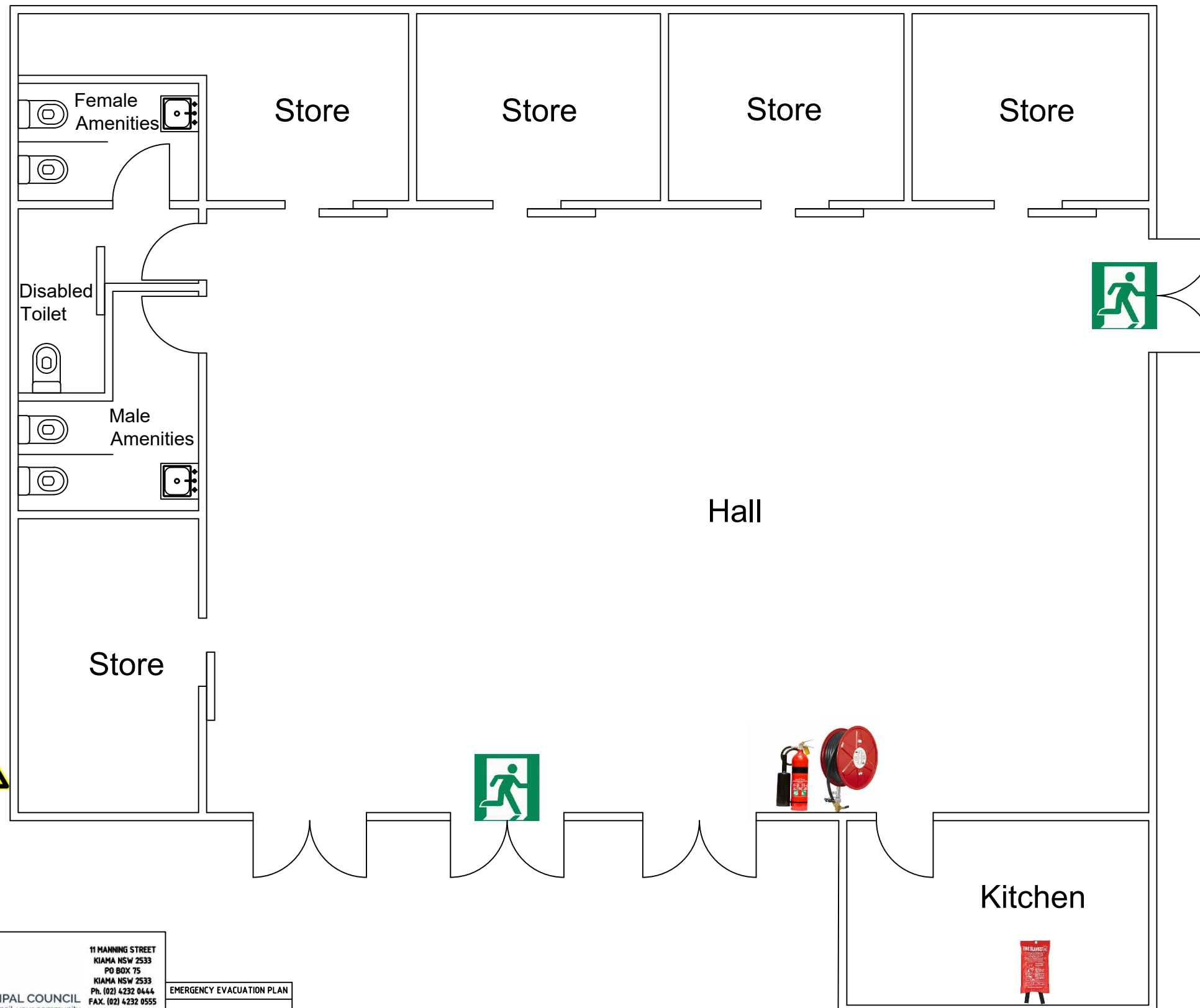


# EVACUATION PLAN




## JAMBEROO YOUTH HALL

### EVACUATION PROCEDURE

- Remain calm - Do not shout.
- Follow the emergency wardens instructions if they are present.
- Leave the building immediately in an orderly manner following the designated path.
- Dial 000 (triple zero) and inform the operator of the emergency.
- In case of fire if there is no immediate danger close all windows and doors as you exit.
- Assist less mobile people to evacuate.
- Proceed to designated assembly area.
- Remain in the assembly area until instructed otherwise by emergency wardens.
- Provide any assistance required.



### LEGEND

-  Fire Extinguisher Water
-  Fire Extinguisher CO2
-  Fire Extinguisher Powder
-  Fire Blanket
-  Emergency Exit
-  Emergency Exit Direction
-  First Aid Kit
-  Fire Hose Reel
-  Primary Evacuation Route
-  Secondary Evacuation Route
-  Main Power Supply
-  Evacuation Assembly Point

### EVACUATION ASSEMBLY AREA MAP

